



VALIDATION

**SECTOR
ALLIANCE**

VOCATIONAL EDUCATION & TRAINING

A SHIFT INTO LEARNING OUTCOME
IN THE WELDING SECTOR

MAKE IT



Co-funded by the
Erasmus+ Programme
of the European Union

This project has been funded with support from the
European Commission. The Commission cannot be
held responsible for any use which may be made of the
information contained therein.

MAKEITPROJECT.EU



MAKE IT



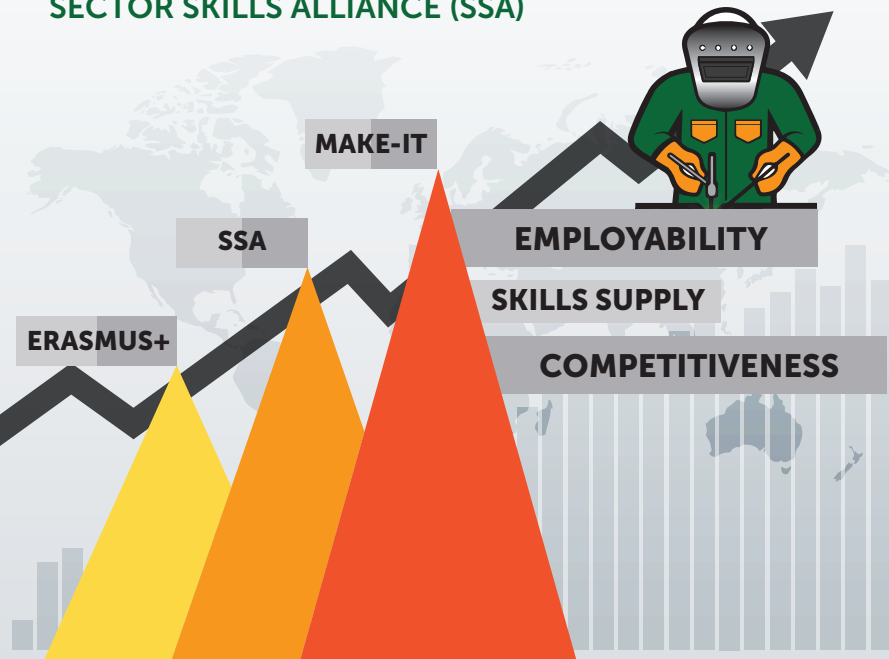
A SHIFT INTO LEARNING OUTCOMES IN THE WELDING SECTOR




SKILLS DEVELOPMENT

NEW SKILLS FOR NEW MARKETS

SECTOR SKILLS ALLIANCE (SSA)



VALIDATION OF PRIOR LEARNING IN WELDING ACROSS EUROPE



(countries that have implemented MAKE-IT: Norway, Portugal, Spain & Hungary)

THE EUROPEAN WELDING PRACTITIONER

...is the person performing welding at higher level, for more than one welding process or group of materials.

...is also the person supervising the welding activity, being expected from him or her a deeper knowledge when compared to the welder profile regarding processes and equipment; materials and behaviour during welding, design and construction as well as fabrication, applications and engineering.

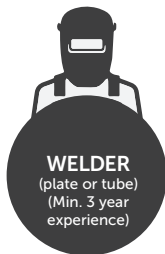
EWP tasks and responsibilities are referred in the international standards ISO 14731 (Welding Coordination)



VALIDATION OF PRIOR LEARNING

CONDITIONS TO START

EXPERIENCE



Minimum of
3 years
experience
in the industry



Minimum of
1 year
experience
coordinating
or
supervising
welding personnel
in the industry

WELDING SKILLS



Be able to weld in the position PE ss nb (overhead position; single side welding; welding with no material backing) or PC (horizontal position) and PF ss nb (vertical up position; single side welding;

welding with no material backing), according to ISO 9606 at least in one process.

- Be able to weld according to ISO 9606 H-L045 ss nb (single side welding; welding with no material backing) in one of the welding processes listed in 5.1 of ISO 9606.

HOSTING AND DOCUMENTATION

STAGE 1



INFORMATION

RPL* PROCESS
EWF QUALIFICATIONS
REQUIREMENTS TO START THE PROCESS



PORTFOLIO PREPARATION

GATHERING EVIDENCES

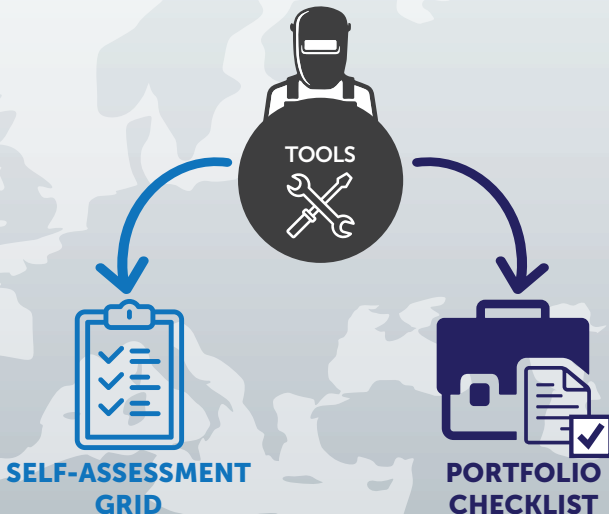
(school and training diplomas, welding performance evaluations, statements from employers, recommendation letters, job detailed description, photos/videos related with performed jobs, report on welding demonstrations (simulations)...)

(*RPL - Recognition of prior learning)

RECOGNITION

STAGE 2

**CHECK IF THE CANDIDATE HAS CONDITIONS
TO ENROLL IN THE PROCESS**



ASSESSMENT AND VALIDATION

STAGE 3




**KNOWLEDGE
+ SKILLS
THROUGH:**



**TECHNICAL INTERVIEW
PORTFOLIO REVIEW**

VS.




**EUROPEAN
WELDING PRACTITIONER
LOS* STANDARDS**

ASSESSMENT AND VALIDATION

STAGE 3

YES



**MOVE ON TO
THEORETICAL AND
PRACTICAL EXAMINATION**

NO



**MOVE ON TO
SPECIFIC TRAINING**

DIPLOMA AWARDING

STAGE 4



FULL DIPLOMA
EWP Qualification



PARTIAL DIPLOMA
Competence Unit Diploma

TOOLS FOR THE VALIDATION OF SKILLS



Welding Professional and training registration form;



Welding Professional and Personal Motivational form;

Welding Interview guide;



Self-assessment grid;

Portfolio check-list;



WELDING DEMONSTRATIONS

Portfolio technical review document;

Technical Interview Guide

Welding Demonstrations



EXAMINATION

Examination